

RLC PROCESSES

DELHI PUBLIC SCHOOL, VARANASI

2023-24

DELHI PUBLIC SCHOOL VARANASI



DELHI PUBLIC SCHOOL

VARANASI, INDIA

About the organization: DPS Varanasi stands as a beacon of educational excellence, committed to delivering high-quality education that encompasses the complete development of our students—socially, emotionally, spiritually, cognitively, and physically. Our curriculum is thoughtfully designed, employing innovative teaching methods and data-driven insights to create an enriching and lifelong learning environment. Recognizing the uniqueness of each student, we inspire them to explore their passions and purpose. Our students cultivate a profound appreciation and pride for the diverse facets of Indian culture, heritage, and the environment, coupled with a strong sense of responsibility towards the planet. By fostering 21st-century skills and instilling a success mindset, we empower our students to overcome challenges and strive for excellence. Ultimately, we nurture our students to become global citizens, not only academically accomplished but also prepared to make a positive impact on the world.

Vision of the organization: DPS Varanasi is a school where facilitators and parents work in tandem to reach the pinnacle by motivating every child to develop inner potential and imbibe 21st-century skills to succeed as a global citizen.

Team strength: 92 | **Student strength:** 1971 | **Grades:** PG to Grade 12 | **Implementing the I CAN processes since** 2023-24

IDENTITY CURRICULUM

Implementation



DELHI PUBLIC SCHOOL
LAVA NAGPUR

Under the aegis of Delhi Public School Society, New Delhi
CBSE Affiliated - 1000000

SELF AWARENESS

Name : _____

Date: _____

1. List three things you believe you are good at (e.g., academics, sports, communication).

a) _____

b) _____

c) _____

2. Identify three areas you feel you could improve upon.

a) _____

b) _____

c) _____

3. What are your hobbies or interests outside of school?

4. How do these activities contribute to your well-being?

5. List your top three favourite subjects and explain why you enjoy them.

6. Identify any subjects that you find challenging and why.

7. What are your career aspirations or goals after high school?

8. How do your current academic interests align with your future goals?


9. Describe the qualities you value in a friend. How do you contribute to maintaining healthy friendships?

TRAINING

I CAN Process Training



Training
Training at RLC



Planning

With the help of Peer discussion the clarity of the process was assured and the groups were created for the demo sessions.



Dry Run

The teachers were divided into groups and were told to give demo for the different processes they were trained on.

Workshop
The training session was taken by the Principal and coordinators during the orientation session in the month of May-June 2023-24

IDENTITY CURRICULUM

Implementation



REFLECTION

Student Feedback

Filling out the self awareness form was crucial as it encouraged me to reflect on my strengths, areas of improvement and personal interests. This process fostered self-discovery and helped me to develop a clearer understanding of my goals and aspirations. I also feel that it has also promoted emotional well-being by encouraging me to explore stress management strategies and set achievable goals.

Overall I felt the form was a valuable tool for personal introspection and it will help me to attain academic success.

— Anushka Solanki

The Self Assessment form revealed a positive attitude towards learning and demonstrated the ability to set realistic and achievable goals for upcoming board examination. This awareness form helped to exhibit a mature understanding of the learning process and helped to critically evaluate the study habits, time management and learning strategies.

Aditi Ojha

FEEDBACK

Parent Feedback

एक parent के रूप में मैंने ये observe किया की self awareness के माध्यम से मेरा बच्चा अपने नक्ष्य प्राप्त की ओर बढ़ रहा है। वह अपनी strengths और weaknesses को समझ रहा है। उसको progress के लिए कर्तव्य करना है, इस बात का बच्चा मुन्ध्यांकन करता है। जो उसको self awareness की मदद से मिली है। इस reflection से वह अपने interests, skills और values को पहचान पाया है, जिससे उसे सही दिशा में बांधने में मदद मिलती है।

Thank You DPS Lava .

Parent - Nitin Soni
father of Shlok Soni
Grade - 10-A

Teacher Feedback

A best tool where a students were able to identify their strengths and weaknesses. The student could work with their peers and teachers to improve on their weaknesses.

AGENDA SETTING

Implementation



TRAINING

I CAN Process Training




Workshop



Planning



Dry Run





IMPLEMENTATION

**Video showcasing how it is
done in the classroom**

REFLECTION

Student Feedback

Experience from Hunisha's Pen...

I love my school DPS varanasi. In our class we are free to study what we want to study first.

- * I like CTL because everyday in school we have reflections, discussions, meditation, prayer and packing up activities.
- * We discuss with our teacher about our class and what we studied or did in whole day.
- * I write in my almanac about the studies I did and enjoyed at school.
- * In meditation we do breathe in and breathe out which I makes me relax.
- * We do prayer and thank Him, what He blessed us.
- * At last we do packing up and put our all stuff in our backpack and make a queue and move for home.

from

Hunisha

Agenda setting helps us in decision making.

It can also increase our thinking power

by doing it everyday. It also proves that

we are capable of making our own decisions and

we can become our own monitors. CTL helps us

to reflect on our work and see our most favorite

task of the day. It also helps us to enhance

our revision power and realize our behaviour

throughout the day.

Amsgh Varenjan Pandey IIE Delhi Public

School Varanasi.

FEEDBACK

Parent Feedback

My son is studying in DPS Varanasi, (std) class II - 'D'.

Agenda setting plays an important role in their life because students can give their opinion regarding their choices. It is also a team work. It will help them in future also. They can fix their own target and they can understand the value of time.

End of the day they recapitulate whatever they have learnt in the classroom. It helps them to boost their memory.

Susmita Banerjee
M/O ABIR BANERJEE
CLASS: II - 'D'

Hi, I'm Sonal Agrawal, mother of Krishvi Agrawal of class - I (A). In her class day starts with setting the class agenda which makes them understand what things are going to be done and as the day goes on it's like checking off items on a list and making sure everyone knows what's going on.

The day finishes with C.T.L (Closing the loop). It is like saying, "Okay, we're all done with this, let's see what's next." Just like putting away toys after playing and getting them ready for next adventure.

— Sonal Agrawal —

FEEDBACK

Parent Feedback

Being a PRT by profession, I am always very keen to know about my daughter Hemanisha's development in fundamentals of education. Daily at evening, when I ask her, "How was your day in school?" and "what did you do in school today?" Very surprisingly she tells me all the things and concepts she did in school and truly speaking it gives me immense happiness.

It's not easy for a kid to remember all the activities but she does. This is only possible when the class teacher and school works on CTL i.e. closing the loop. The psychology says that — "Memorisation teaches your brain to remember and helps to prevent cognitive decline. Other benefits include improved neural plasticity, rhythmic patterns in kids. Rote memorisation is an excellent way to strengthen your brain and improve its capability to recall the things".


One more thing I would like to appreciate i.e. "Agenda setting", which is set by the teacher for the kids to choose and speak what they want to do the first. work or study on one's choice makes the learning interesting and kids learn with smile on their face.

I am very thankful to DPS Varanasi and its teachers for practicing

these everyday while imparting knowledge to our kids. Thank you for these approach which makes my daughter accountable for her works with respect of time.

Thank you
for

Prakash N. Singh



P/o Hemanisha Singh
Prep-C
DPS-VARANASI

FEEDBACK

ANECDOTES FROM PARENTS

The practise of "Agenda Setting" and "Closing the Loop" is truly enriching and worth pondering for kids as from this early age itself they are developing an understanding of setting up a goal to achieve in a stipulated time and analysing their learning outcomes at the end.

Personally, my daughter has become much more disciplined and sincere because of this, infact she plans her agenda daily in terms of doing homework, playing watching T.V etc organically to plan her day. Thankyou for making my child "an aware child".

Sumana Chakravarti
P/O Aratrika Chakravarti
(Prep-D)

IMPACT

Teacher Feedback

Agenda setting is an important and beneficial process which is helping our kids as they are given voice and choice to set the tone of the day as per their likings and interests. They are showing enthusiasm for setting agenda.

Closing the loop process is helping our kids to summarise and recap all the learning objectives and as a teacher we are able to understand which child needs support which in turn is helping in setting agenda for the next day.

Ritu Pandey

Agenda Setting

Implementing the Riverside Agenda Setting Strategy creates a more organized, engaging and thematic learning environment for children, promoting a sense of structure anticipation and connection between various activities. This approach enhances the overall educational experience, making it more enjoyable and meaningful for young learners. Agenda setting in a day makes children more responsible and expressive when they get voice and choice for their classes.

Akanksha Chourasiya

Closing the loop

Closing the loop at the end of a class helps the child in reinforcing learning, summarizing key points, and promoting engagement. It helps kids consolidate information, provides a sense of closure, and allows teachers to address any lingering questions or concerns, ensuring a more effective learning experience. CTL motivates children to give honest experience and do little more efforts for next day to get smileys and stars.

Seema Balani

IMPACT

Teacher Feedback

Agenda setting is crucial because it empowers children to have a voice and choice in determining their priorities and interests. Throughout the day, they decide what tasks to tackle first. Then, during the 'closing the loop' session, they reflect on their experiences, helping them learn and grow.

From
Bhruka Burchett
Level - 3 (Prep)

According to me (Sushmita Singh)
Setting an agenda helps my kids in developing time management skills. It's promoting a smoother transition between activities.

Closing the loop enhances communication and comprehension by summarizing and reinforcing what was learned during the day.

BOARD PROTOCOL

Implementation

<p>Date 5/10/23 Topic - Vocabulary Prof. 1</p>	<p>Song - Practice makes a man perfect. Relevance - to enhance vocabulary power.</p>	<p>Strategy Peer assessment</p>
<p>Relationship AM 😊</p>	<p>Rigour - Searching for the spirit of Spring C.W New Words 8) flavours 17) believed 9) steaming 10) witnessed 11) treasure 12) rejoiced 13) generosity 14) courage 15) restored 16) villagers</p>	<p>vocab generosity</p>
<p>Agenda * attendance * New words</p>	<p>1) season 2) festival 3) celebrate 4) journey 5) succeed 6) sailed f) scenery</p>	<p>Retention HW Do word meaning from book.</p>
<p>Protocol * follow class rules</p>		<p>J. St - 39 P - 34 Ab - 5 B - 3 C - 2</p>

TRAINING


I CAN Process Training



Workshop



Planning



Dry Run

BOARD PROTOCOL

Implementation

ate-38B
fir
वचन
Relationship
Health
vanya
nashat
udbrash
Mask
Walka
genda
protocol

Topic - Study and have fun

Relevance - भाषा प्रयोग में वचन के शब्दों का यथोचित प्रयोग

Rigour

	एकवचन	बहुवचन
①	बच्चा	बच्चे
②	मेला	मेलों
③	लड़का	लड़के
④	पौधा	पौधे
⑤	केला	केले
⑥	कपड़ा	कपड़े
⑦	रात	रातें
⑧	बात	बातें
⑨	आँख	आँखें
⑩	औरत	औरतें

Strategy
Lolly Lollo

Retention
(1-10) तक वचन के शब्द याद करें।

T-39
P-34
AG-2
GB-

Date 19/12/23

Topic - Respect for each other

Relationship

Retention

Agenda - P A Exam

Protocol

Silently sitting & doing the paper

Strategy

Reference - To help students to self-assess their academic activities and areas where they need improvement

Rigour - PA 2 Exam

All the Best

S.No	Class/Sec	Subject	Roll No.	Present	Absent
1	4-C	English	1-20	20	☹️
2	5-C	Hindi	21-30		

Retention
Revise for Next PA-2

REFLECTION

Student Feedback

Maita Dhenka 4-D
The benefits of having board protocol, Relationship etc is that knowing that if you will answer you will get your name on relationship just gives the students more excitement to answer. And it also helps me understand the chapter more and maintain discipline. As a class monitor I think board protocol is a lot more than being voice.

BOARD PROTOCOL

Our Green Board plays a very important role in our school life.

We were born in a time of Quality Education.

Today in our school we have so many things, now we also have a board full of fun and learning. So let's get started with the fun and first section, an important topic based on actions. The "Tone" section, we discuss good actions that we should follow all day long, like being kind. Another is the "Relevance" section where we the students tell a summary or importance of our learning at the ^{end} of each period.

Next on our list, we have the "Date", which tells us which tells us the day and date it is. On our right, we have the "Present and Absentees" which tells us about the Total Students, under it is the Present Students, and followed by it we have the Absent students. It also tells the absentees of boys and girls.

Now we have a funny and proud-making corner, the "Relationship" corner.

In this corner, our teachers write the names of students who performed the best or give the best answers. Now we have the big one, the "Rigour" corner.

This is a fun and learning corner. Since the day starts with questions and quick quizzes, to the point where the monitor writes the names of undisciplined students.

We also have the "Vocal" corner, where the new or, ^{the words} hard to pronounce are written.

Next up, we have a very important one, the "Board Protocol". As the name suggests, this is a corner where your discipline ^{is watched} the rules are written, which you need to follow.

If you don't, ^{or} the consequences can be anything. At last we have the "Homework" section, where our teachers write the homework at the end of each period. Now as we come to the end of ~~our~~ our joy-full and funny board explanation, I hope you all know and understand our fun Green board.

Thank You!

By, Shiv Shankar Gupta, V E

REFLECTION

Teacher Feedback

You tell a story to a child. He may remember it. You make him watch a story, the impact that it creates, is immeasurable. The blackboard in a classroom plays an indispensable role in a student's life. The board protocol now practised in classrooms is a fruitful shift from the old practice of blackboard writing.

The blackboard now belongs to the students, too. It creates an aide memoire to unlock the value of learning. It establishes the purpose of learning and reiterates the importance of why? - the relevance. It acts as a platter for the learners where the rigour is effectively displayed. Children thrive to get their names written and create a relationship. Food for thought is also served at the retention corner. Thus, the Board Protocol serves as a wholesome food for the development of a student.

Loganendra

Benefits of Board Protocol.

* Board protocol contribute to a well-functioning school environment for teachers as well as students. It serves as quick decision making, saving time and effort for teachers. The 5R'S i.e. relevance, rigour, relationship, retention and reflection helps the teacher to design and execute lesson plan in more effective and efficient manner. It aims to enable learners to develop into responsible global citizens and contributes to achieve towards school vision.

* Pooja Mandani

The advantages of Board Protocol:-

1. The board protocol helps the students to focus more in the class.
2. It helps the teachers too to do their work (taking class) in a more organized manner. The students also imbibe the quality of doing the work systematically.
3. It encourages the children to come prepared with their lesson to tell answers. The RELATIONSHIP Column inspires every child.
4. The AGENDA set by the teacher helps the children to understand the flow of discussion.

Sangeet

FEEDBACK

Parent Feedback

New Board Policy has enabled the teaching system enable the students to understand the summary of what is taught in a much refined and clear manner. Such way of teaching emphasises more on Evaluation, application, Vocabulary and how releatable the topics are with our lives. At the end of the day students go back home with this Integrated Knowledge, that promise a stronger foundation base.

Ruchika Patil
M/o Pehal Patil
III - D

Board protocol way of teaching by describing agenda, strategies, rigour, relationship and relevance of any topic helps the session run smoothly and the students are able to understand and are connected throughout session.

They are able to make their points and make informed decisions. It provides a protocol for learning and concluding the session very well.

Regards

Dr. Shipra
M/o Shriti Rajan
E-D
DPS Varanasi.

Board protocol
My child is learning to follow class rules, how to behave in class. He is also learning to how seeing few things everyday you remember always.

BUDDY INTERACTION

Implementation



TRAINING

I CAN Process Training



Workshop



Planning



Dry Run

BUDDY INTERACTION

Grade 7 students interaction with grade 3 students on their happy and challenging moments



REFLECTION

Student Feedback

DELHI PUBLIC SCHOOL VARANASI

Reflection Sheet For Buddy Interaction

Name: Aaradhya Shankar Date: 8-11-23

More and more Buddy time!!! Let us share how it has been.

1. What did you and your buddy do today?

My buddy solve my problem.

2. How comfortable are you now in sharing with your buddy?

Yes, I am comfortable with my buddy.

3. Does your buddy help you?

Yes, He help me.

4. What was the most fun thing that you and your buddy did today?

The fun part was to make mind map.

5. What did you learn from your buddy?

How to make math easy

GET TO KNOW ME MORE

I Like: Skating

My strength: family

My friends: Divanshi Agrawal

I live in a large family family.

I am closest to my father in my family.

Family Picture / My Safe Circle

My family



THE FUTURE ME

A sketch of my future self

Make Artist



CONGLOM

Implementation



TRAINING

I CAN Process Training






Workshop



Planning


CONGLOM

Students' expression during Confab in classroom



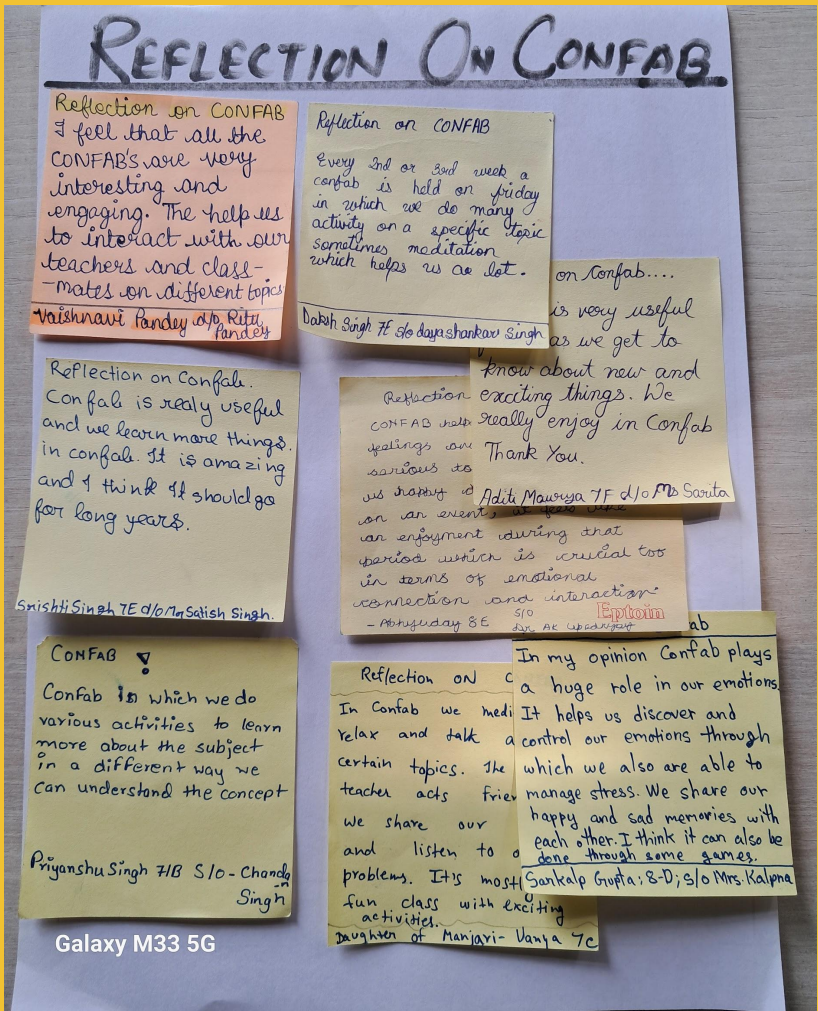

IMPLEMENTATION

Context of the images: Students' expression during Confab in classroom



REFLECTION

Student reflection during the process implementation - Students take a lot of interest in sharing their feelings through these interactive sessions



Galaxy M33 5G

IMPACT

Student reflection

I like Confab. It tells us about other things that can help in our life. We watch videos on ~~our~~ the topic in our class. We write reflection on a paper. Our teachers tell about that.

Shourya Choudharia
8A

Nishantika

Galaxy M33 5G

Confab has really helped my child to improve and solve her real life problems. How to overcome it, and she really find it interesting and I really support Confab.

Anshika's Mother
Priya Dubey

My child always discusses with me about Confab. It is really a wonderful initiative and it is impacting very positively. Our children are becoming all rounders! 😊
Rudra TE s/o.
Bharati Singh.

