

# DESIGN FOR CHANGE: ONE IDEA! ONE WEEK!

Dear Teacher,

The following is a ONE WEEK lesson plan to enable you to bring Design For Change into your classroom.

The DFC 4 step ; FEEL, IMAGINE, DO and SHARE process is broken up here into 7 sessions, of 45 minutes each.

Please do spend more time if you have it available. The plan is for your reference, please feel free to improvise and do what is best for your students.

We would encourage you to help the children articulate their own ideas for a better world and to put them into action. Encourage ALL the children to participate actively and let their voices and ideas be heard.


You will truly be surprised at what they come up with because -

**Superheroes are not in fairy tales- they are in every child who says I CAN!**

**Skills children will learn:** Leadership, Communication, Teamwork, Confidence, Critical and Creative thinking

## DAY 1: FEEL; SUPERHEROES IN REAL LIFE

DAY	TIME	DESCRIPTION
1	10 mins	<ol style="list-style-type: none"> <li>Start by asking children about their favourite Superhero. Let a few children share who they like the most.</li> <li>After that tell them that Superheroes don't exist only in fairy tales , they exist in real life too and that you are going to show them stories of some real life Superheroes.</li> </ol>
	20 mins	<p><b>Inspiration and Identification of Problem</b></p> <p>Now show the children some DFC videos , here are some stories of children creating Change across 3 areas</p> <p><b>NOTE: IN case you do not have access to internet in your classroom, please view the stories attached as comics and share them with the children.</b></p> <ol style="list-style-type: none"> <li><b>Something they want to change in their own lives:</b> Reducing the weight of School Bags: <a href="http://bit.ly/1mFr4xr">http://bit.ly/1mFr4xr</a> Teaching football to their peers: <a href="http://bit.ly/dfc-justforkicks">bit.ly/dfc-justforkicks</a></li> <li><b>Something they want to change in their school:</b> Respect for their support staff : <a href="http://bit.ly/Vfdmdi">http://bit.ly/Vfdmdi</a> Stopping food wastage in the School Canteen: <a href="http://bit.ly/1sTROiF">http://bit.ly/1sTROiF</a></li> <li><b>Something they want to change in their own community:</b> Children fixing Potholes : <a href="http://bit.ly/potholes-on-the-road">http://bit.ly/potholes-on-the-road</a></li> </ol>
	15 mins	<p>After showing these videos, ask children to write what they would like to change either in their;</p> <ol style="list-style-type: none"> <li>Personal Life</li> <li>School</li> <li>Community</li> </ol>



## DAY 2 : FEEL; REACHING THE REAL CHALLENGE

DAY	TIME	DESCRIPTION
2	20 mins	<ol style="list-style-type: none"> <li>1. Today get children to share what they have thought of and write the big ideas on the board.</li> <li>2. Next get them to vote for the 1 situation that they would all like to see changed.</li> </ol>
	25 mins	<p><b>Reaching the Real Challenge</b></p> <ol style="list-style-type: none"> <li>1. Divide children into smaller groups to brainstorm on the different causes for the problem they have chosen.</li> <li>2. Each group presents their findings and together the class votes on the major cause they would like to address.</li> </ol>

## DAY 3 : IMAGINE; VISUALIZE SUCCESS

DAY	TIME	DESCRIPTION
3	45 mins	<ol style="list-style-type: none"> <li>1. Divide children into groups and ask each group to come up with ten ideas. Encourage a variety of ideas- even wild ones. Lets children add to each others' ideas. Let children draw out their ideas, it always helps to explain them better. The group that comes up with maximum ideas wins!</li> <li>2. Get children to vote on the idea that they would like to implement Vote using the <b>QBL</b> principle. The idea should have a <b>Q</b>UICK IMPACT, <b>B</b>E BOLD and be <b>L</b>ONG LASTING</li> </ol>

## DAY 4 : DO; MAKE CHANGE HAPPEN

DAY	TIME	DESCRIPTION
4	45 mins	<p>Help the children make a plan of action.</p> <ol style="list-style-type: none"> <li>1. Help the children break down their plan in action steps. Ask children to plan how they will carry out each action step.</li> <li>2. Ask children to list resources they will need. How will they get them? How many people will be required? How much time will it take? How will they document their work?</li> <li>3. Ask children to delegate responsibilities: Who will do what? Ask children to put the plan in a time line: By when will they achieve what?</li> </ol>



## DAY 5 AND 6 : DO; MAKE CHANGE HAPPEN

DAY	TIME	DESCRIPTION
5 & 6	90 mins	<p>Children go out and implement their Action plan.</p> <p>Document their action. As you capture stories, focus on F.A.C.T.S</p> <p>Feelings, Actions, Changes and Transformations;            Feelings: How can you depict the feelings of people and your Supermates?            Actions: Capture your Supermates in action.            Changes &amp; Transformations: How were people changed?            How was your community transformed?</p>



**Teacher Tip:** The DO phase may need for you to help schedule time for children over the weekend or after school hours. Depending on the project chosen, by children, you may need to enable and plan for their time.

## DAY 7 : SHARE; I CAN! NOW YOU CAN TOO!

DAY	TIME	DESCRIPTION
7	45 mins	<p>Circle of Sharing :</p> <p>Get children to share their experiences in the last one week.            Get them to make a presentation on their story of change.            Get them to answer the questions in the DFC submission form.            Share your story at your morning assembly.</p>

Share your story with us at : [www.challenge.dfcworld.com](http://www.challenge.dfcworld.com)



You may include:  
 Photo & text documents (max 4 photos for each step)  
 Powerpoint presentations (max 15 slides, 20 MBs in size)  
 Video/YouTube link (max 3 min long)

**Remember:**

Lets Focus on showing other people how easy, fun, and meaningful it is to 'BE THE CHANGE'

# GET INSPIRED!

## JUST FOR KICKS

Design for Change School Challenge, India 2011 | Lokenete Yashwantrao Chavan Vidyaniketan, Pune, Maharashtra  
 Watch the story : [bit.ly/dfc-justforkicks](http://bit.ly/dfc-justforkicks)




**FEEL:** Students realized that they could not play properly and there was no order.




**IMAGINE:** To play and enjoy the game like a professional team.

**DO:** The children formed teams and began training with each other's help. They developed a very good training program and started winning interschool matches.



Looking at your progress in sports, some other schools have expressed a desire to have their kids learn football.



They continued to coach their football team as well as 7 other school teams. They were able to expand their coaching team and train two coaches in each school to help them. These little kids brought a revolutionary change not only in their school, but also in 7 other schools with their imagination and zest.

Every Child **CAN**

**RAHUL BOSE**  
 Actor / Activist



# GET INSPIRED

## Potholes on the way to school

Winner : Design for Change School Challenge, India 2012 | The Orchid Public School, Mysore, Karnataka  
Watch the story : <http://bit.ly/potholes-on-the-road>

**FEEL:** A very bumpy ride on the way to school. The students of The Orchid Public School had a huge problem with potholes on their way to school. The road was quite dangerous and often caused accidents.



The students wrote many letters to the concerned authorities asking them to take some action. However, they did not receive any response.

**IMAGINE:** They discussed with friends and teachers to figure out the best possible solution to the problem.

We will have to help ourselves and fill the potholes. Lets meet the contractor to learn how to make this happen.



**DO:** They split into teams. One group did the digging and the other group started to make the tar.



**DO:** They collected whatever material they could and through trial and error came up with the best possible way of leveling the potholes.



After a lot of hard work, the students managed to create a leveled road making the journey safe and hassle free for everyone.



"What impressed us was that these children chose a bold idea for a problem that affected them directly. They decided to take action themselves and designed an effective solution."

- M P Ranjan, Design Thinker, Jury Member.



"This story won because the children implemented a solution which was beyond rallies and street plays. It clearly has empowered them to take up future challenges. That is the power of I CAN."

- Christian Long, Cannon Design, Jury Member.